



# FACTORY SCHEMES FOR SCHOOL

**premium  
industrial  
products**

---

**WWW.CAMBRIDGERESOURCES.COM**



AFFILIATE BRANDS:




**PREMIUM  
QUALITY  
PRODUCTS  
& SERVICES**

We pledge to our customers, suppliers, and employees to continuously improve our products, processes and offerings in order to ensure that working with Cambridge Resources remains the most enjoyable and satisfying experience in the industry.

**INNOVATION  
TOP VALUE  
QUICK  
TURNAROUND  
COMPETITIVE  
PRICING  
PROFICIENT  
CUSTOMER SERVICE**

# GAS CONNECTORS



**GAS CONNECTOR SPECS** **GC4**

**STANDARD GAS CONNECTORS**

3/8"	<b>GC5</b>
1/2"	<b>GC5</b>
5/8"	<b>GC6-7</b>
1"	<b>GC7</b>

**APPLICATIONS / FEATURES & BENEFITS** **GC7**

**YELLOW COATED GAS CONNECTORS**

1/2"	<b>GC8</b>
5/8"	<b>GC8-9</b>
1"	<b>GC9</b>


**BLACK COATED GAS CONNECTORS**

3/8"	<b>C10</b>
1/2"	<b>GC10</b>

**VALVES** **GC10**


**FITTINGS** **GC10**

**KITS** **GC10**





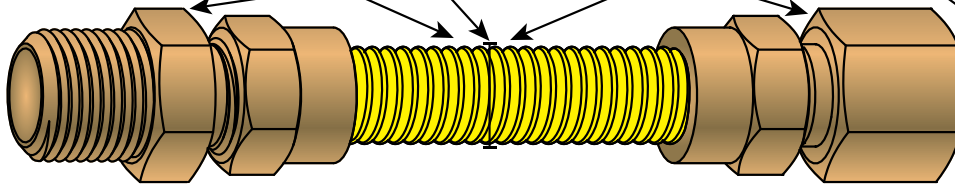
Cambridge™ Gas Connectors are used in a wide range of applications, including:



**PART NUMBER EXAMPLE KEY:**

**C-GCY-581234MF-12V**

Cambridge Part No. (G)Gas (C)Connector (Y)Yellow Coated 5/8" OD 1/2" MIP 3/4" FIP 12" LENGTH (V) with Valve



**LENGTHS**  
12"  
18"  
24"  
30"  
36"  
48"  
60"  
72"

**GAS CONNECTOR SIZE REFERENCE CHART**

Nominal Connector Series (ID, inches)	Straight Length Capacity-Btu per Hr (W) 0.64Sp Gr, 1000 Btu per Cu Ft (37.2MJ per Cu Meter) Gas at 0.5 inch Water Column (125 Pa) Pressure Drop							
	12"	18"	24"	30"	36"	48"	60"	72"
1/4	48,000	43,800	40,000	36,400	33,400	28,300	24,900	23,100
3/8	102,000	93,100	85,000	71,100	71,100	60,500	53,200	49,100
1/2	180,000	164,200	150,000	136,000	125,000	106,000	93,200	86,000
3/4			290,900	270,500	255,900	215,000	197,400	173,900
1			581,800	545,200	515,900	442,700	398,900	347,800



# STANDARD GAS CONNECTORS

GAS CONNECTORS STANDARD

## 3/8" OD

ITEM #	STYLE	BOX QTY
<b>3/8" O.D. (1/4" I.D.) 3/8" MALE-1/2" FEMALE</b>		
C-GC-383812MF-12*	3/8" OD x 3/8" MIP x 1/2" FIP x 12"	25
C-GC-383812MF-18*	3/8" OD x 3/8" MIP x 1/2" FIP x 18"	25
C-GC-383812MF-24*	3/8" OD x 3/8" MIP x 1/2" FIP x 24"	25
C-GC-383812MF-36*	3/8" OD x 3/8" MIP x 1/2" FIP x 36"	25
C-GC-383812MF-48*	3/8" OD x 3/8" MIP x 1/2" FIP x 48"	25
C-GC-383812MF-60*	3/8" OD x 3/8" MIP x 1/2" FIP x 60"	25

\*May require extended lead times

Cambridge™ Standard Gas Connectors are composed of corrosion-resistant 304 stainless steel which provides extra strength while also maintaining flexibility. They feature a flared-end fitting for secure metal-to-metal sealing and are ideal for both indoor and outdoor use. They are CSA and UL Certified for use with natural gas. Cambridge™ Standard Gas Connectors are great for use with kitchen appliances, gas ranges, and hot water heaters.

## 1/2" OD

ITEM #	STYLE	BOX QTY
<b>1/2" O.D. (3/8" I.D.) 1/2" MALE-MALE</b>		
C-GC-121212MM-12*	1/2" OD x 1/2" MIP x 1/2" MIP x 12"	25
C-GC-121212MM-18*	1/2" OD x 1/2" MIP x 1/2" MIP x 18"	25
C-GC-121212MM-24	1/2" OD x 1/2" MIP x 1/2" MIP x 24"	25
C-GC-121212MM-30*	1/2" OD x 1/2" MIP x 1/2" MIP x 30"	25
C-GC-121212MM-36*	1/2" OD x 1/2" MIP x 1/2" MIP x 36"	25
C-GC-121212MM-48*	1/2" OD x 1/2" MIP x 1/2" MIP x 48"	25

\*May require extended lead times

ITEM #	STYLE	BOX QTY
<b>1/2" O.D. (3/8" I.D.) 1/2" FEMALE-FEMALE</b>		
C-GC-121212FF-18*	1/2" OD x 1/2" FIP x 1/2" FIP x 18"	25
C-GC-121212FF-24*	1/2" OD x 1/2" FIP x 1/2" FIP x 24"	25
C-GC-121212FF-36*	1/2" OD x 1/2" FIP x 1/2" FIP x 36"	25

\*May require extended lead times

ITEM #	STYLE	BOX QTY
<b>1/2" O.D. (3/8" I.D.) 1/2" MALE-FEMALE</b>		
C-GC-121212MF-12*	1/2" OD x 1/2" MIP x 1/2" FIP x 12"	25
C-GC-121212MF-18*	1/2" OD x 1/2" MIP x 1/2" FIP x 18"	25
C-GC-121212MF-24*	1/2" OD x 1/2" MIP x 1/2" FIP x 24"	25
C-GC-121212MF-30*	1/2" OD x 1/2" MIP x 1/2" FIP x 30"	25
C-GC-121212MF-36*	1/2" OD x 1/2" MIP x 1/2" FIP x 36"	25
C-GC-121212MF-48*	1/2" OD x 1/2" MIP x 1/2" FIP x 48"	25
C-GC-121212MF-60*	1/2" OD x 1/2" MIP x 1/2" FIP x 60"	25

\*May require extended lead times

ITEM #	STYLE	BOX QTY
<b>1/2" O.D. (3/8" I.D.) 1/2" MALE-FEMALE WITH VALVE</b>		
C-GC-121212MF-12V	1/2" OD x 1/2" MIP x 1/2" FIP x 12" w/ Gas Shut-off Valve	25
C-GC-121212MF-18V*	1/2" OD x 1/2" MIP x 1/2" FIP x 18" w/ Gas Shut-off Valve	25
C-GC-121212MF-24V*	1/2" OD x 1/2" MIP x 1/2" FIP x 24" w/ Gas Shut-off Valve	25
C-GC-121212MF-30V	1/2" OD x 1/2" MIP x 1/2" FIP x 30" w/ Gas Shut-off Valve	25
C-GC-121212MF-36V*	1/2" OD x 1/2" MIP x 1/2" FIP x 36" w/ Gas Shut-off Valve	25
C-GC-121212MF-48V	1/2" OD x 1/2" MIP x 1/2" FIP x 48" w/ Gas Shut-off Valve	25

\*May require extended lead times



# 5/8" OD

ITEM #	STYLE	BOX QTY
<b>5/8" O.D. (1/2" I.D.) 1/2" MALE-MALE</b>		
C-GC-581212MM-12*	5/8" OD x 1/2" MIP x 1/2" MIP x 12"	25
C-GC-581212MM-18	5/8" OD x 1/2" MIP x 1/2" MIP x 18"	25
C-GC-581212MM-24	5/8" OD x 1/2" MIP x 1/2" MIP x 24"	25
C-GC-581212MM-36	5/8" OD x 1/2" MIP x 1/2" MIP x 36"	25
C-GC-581212MM-48	5/8" OD x 1/2" MIP x 1/2" MIP x 48"	25
C-GC-581212MM-60	5/8" OD x 1/2" MIP x 1/2" MIP x 60"	25

\*May require extended lead times

<b>5/8" O.D. (1/2" I.D.) 1/2" FEMALE-FEMALE</b>		
C-GC-581212FF-12*	5/8" OD x 1/2" FIP x 1/2" FIP x 12"	25
C-GC-581212FF-18*	5/8" OD x 1/2" FIP x 1/2" FIP x 18"	25
C-GC-581212FF-24	5/8" OD x 1/2" FIP x 1/2" FIP x 24"	25
C-GC-581212FF-36	5/8" OD x 1/2" FIP x 1/2" FIP x 36"	25
C-GC-581212FF-48	5/8" OD x 1/2" FIP x 1/2" FIP x 48"	25
C-GC-581212FF-60*	5/8" OD x 1/2" FIP x 1/2" FIP x 60"	25

\*May require extended lead times

<b>5/8" O.D. (1/2" I.D.) 1/2" MALE-FEMALE</b>		
C-GC-581212MF-12	5/8" OD x 1/2" MIP x 1/2" FIP x 12"	25
C-GC-581212MF-18	5/8" OD x 1/2" MIP x 1/2" FIP x 18"	25
C-GC-581212MF-24	5/8" OD x 1/2" MIP x 1/2" FIP x 24"	25
C-GC-581212MF-36	5/8" OD x 1/2" MIP x 1/2" FIP x 36"	25
C-GC-581212MF-48	5/8" OD x 1/2" MIP x 1/2" FIP x 48"	25
C-GC-581212MF-60	5/8" OD x 1/2" MIP x 1/2" FIP x 60"	25

<b>5/8" O.D. (1/2" I.D.) 1/2" MALE-FEMALE WITH VALVE</b>		
C-GC-581212MF-12V*	5/8" OD x 1/2" MIP x 1/2" FIP x 12" w/ Gas Shut-off Valve	25
C-GC-581212MF-18V	5/8" OD x 1/2" MIP x 1/2" FIP x 18" w/ Gas Shut-off Valve	25
C-GC-581212MF-24V	5/8" OD x 1/2" MIP x 1/2" FIP x 24" w/ Gas Shut-off Valve	25
C-GC-581212MF-36V	5/8" OD x 1/2" MIP x 1/2" FIP x 36" w/ Gas Shut-off Valve	25
C-GC-581212MF-48V	5/8" OD x 1/2" MIP x 1/2" FIP x 48" w/ Gas Shut-off Valve	25
C-GC-581212MF-60V*	5/8" OD x 1/2" MIP x 1/2" FIP x 60" w/ Gas Shut-off Valve	25

\*May require extended lead times

<b>5/8" O.D. (1/2" I.D.) 1/2" MALE-3/4" MALE</b>		
C-GC-581234MM-24	5/8" OD x 1/2" MIP x 3/4" MIP x 24" w/ Gas Shut-off Valve	25
C-GC-581234MM-36	5/8" OD x 1/2" MIP x 3/4" MIP x 36" w/ Gas Shut-off Valve	25

<b>5/8" O.D. (1/2" I.D.) 1/2" MALE-3/4" FEMALE WITH VALVE</b>		
C-GC-581234MF-24V	5/8" OD x 1/2" MIP x 3/4" FIP x 24" w/ Gas Shut-off Valve	25
C-GC-581234MF-30V	5/8" OD x 1/2" MIP x 3/4" FIP x 30" w/ Gas Shut-off Valve	25
C-GC-581234MF-36V	5/8" OD x 1/2" MIP x 3/4" FIP x 36" w/ Gas Shut-off Valve	25



# 5/8" OD continued

ITEM #	STYLE	BOX QTY
<b>5/8" O.D. (1/2" I.D.) 3/4" MALE-FEMALE</b>		
C-GC-583434MF-12	5/8" OD x 3/4" MIP x 3/4" FIP x 12"	25
C-GC-583434MF-18	5/8" OD x 3/4" MIP x 3/4" FIP x 18"	25
C-GC-583434MF-24	5/8" OD x 3/4" MIP x 3/4" FIP x 24"	25
C-GC-583434MF-36	5/8" OD x 3/4" MIP x 3/4" FIP x 36"	25
C-GC-583434MF-48	5/8" OD x 3/4" MIP x 3/4" FIP x 48"	25
C-GC-583434MF-60	5/8" OD x 3/4" MIP x 3/4" FIP x 60"	25

<b>5/8" O.D. (1/2" I.D.) 3/4" MALE-FEMALE WITH VALVE</b>		
C-GC-583434MF-18V	5/8" OD x 3/4" MIP x 3/4" FIP x 18" w/ Gas Shut-off Valve	25
C-GC-583434MF-24V	5/8" OD x 3/4" MIP x 3/4" FIP x 24" w/ Gas Shut-off Valve	25
C-GC-583434MF-36V	5/8" OD x 3/4" MIP x 3/4" FIP x 36" w/ Gas Shut-off Valve	25

# 1" OD

<b>1" O.D. (3/4" I.D.) 3/4" MALE-MALE</b>		
C-GC-103434MM-18	1" OD x 3/4" MIP x 3/4" MIP x 18"	10



## APPLICATIONS

### Indoor

- Gas Ranges
- Water Heaters
- Tankless Water Heaters
- Wall Heaters
- Dryers
- Gas Fireplaces
- Furnaces
- Garage Heaters

### Outdoor

- Stationary Outdoor Grills
- Gas Fire Pits
- Outdoor Dryers
- Rooftop Units

### Manufactured Home

- Mobile Home Gas Meters
- Cross-over Gas Connection Kits



## STANDARD GAS CONNECTOR DESIGN complies with the following standards:

**ANSI Z21.24-2006/CSA 6.10-2006**  
Connectors for Gas Appliances

**ANSI Z21.24a-2009/CSA 6.10a-2009**  
Addenda A to Connectors for Gas Appliances

**ANSI Z2.175-2007/CSA 6.27-2007**  
Connectors for Outdoor Gas Appliances and Manufactured Homes

**ANSI Z21.75a-2009/CSA 6.27a-2009**  
Addenda A to Connectors for Outdoor Appliances and Manufactured Homes

### INDOOR:

CSA Design Certified to ANSI Z21.24/CSA 6.10, Cambridge™ Gas Connectors are durable and reliable. Their flexibility makes them easy to install, especially in tight spaces. Use Cambridge™ Gas Connectors for all residential gas appliances knowing their design focuses on safety and peace of mind.

### OUTDOOR:

CSA Design Certified to ANSI Z21.75/CSA 6.27, Cambridge™ Gas Connectors are perfect for outdoor installation of fixed appliances.

### MANUFACTURED HOME:

CSA Design Certified to ANSI Z21.75/CSA 6.27, Cambridge™ Gas Connectors are ideal for use in Park Trailers and Manufactured (Mobile) Homes. High BTU capacity enables proper gas flow.

## Features

304 stainless steel

Markings stamped on nut

Annealed steel construction

Quality flared-end fittings

CSA Design Certified for Indoor/Outdoor use with natural, manufactured, mixed, liquefied, petroleum (LP), and LP-gas air mixtures

## Benefits

Durable, reliable, corrosion-resistant design

Eliminates unnecessary vibration

Provides added strength and flexibility; reduces stress corrosion cracking risks

Creates a metal to metal seal assuring critical application integrity and consistency

Quality, Safety, Peace of Mind



# YELLOW COATED GAS CONNECTORS



## 1/2" OD

ITEM #	STYLE	BOX QTY
<b>COATED 1/2" O.D. (3/8" I.D.) 1/2" MALE-FEMALE</b>		
C-GCY-121212MF-12	1/2" OD x 1/2" MIP x 1/2" FIP x 12"	25
C-GCY-121212MF-18	1/2" OD x 1/2" MIP x 1/2" FIP x 18"	25
C-GCY-121212MF-20	1/2" OD x 1/2" MIP x 1/2" FIP x 20"	25
C-GCY-121212MF-24	1/2" OD x 1/2" MIP x 1/2" FIP x 24"	25
C-GCY-121212MF-36	1/2" OD x 1/2" MIP x 1/2" FIP x 36"	25
C-GCY-121212MF-48	1/2" OD x 1/2" MIP x 1/2" FIP x 48"	25
C-GCY-121212MF-60	1/2" OD x 1/2" MIP x 1/2" FIP x 60"	25
<b>COATED 1/2" O.D. (3/8" I.D.) 1/2" MALE-FEMALE WITH VALVE</b>		
C-GCY-121212MF-24V	1/2" OD x 1/2" MIP x 1/2" FIP x 24" w/ Gas Shut-off Valve	25
C-GCY-121212MF-36V	1/2" OD x 1/2" MIP x 1/2" FIP x 36" w/ Gas Shut-off Valve	25

Cambridge™ Coated Gas Connectors are composed of the same material as our uncoated gas connectors but includes an industry-standard yellow coating for added corrosion protection and easy gas line identification. The coating is consistent along the entire length of the connector hose, providing complete coverage and protection from chemical and/or weather-based corrosion. Cambridge™ Coated Gas Connectors are UL and CSA certified.

All other features, benefits and applications are the same as Cambridge™ Standard Gas Connectors.

## 5/8" OD

ITEM #	STYLE	BOX QTY
<b>COATED 5/8" O.D. (1/2" I.D.) 1/2" MALE-MALE</b>		
C-GCY-581212MM-12*	5/8" OD x 1/2" MIP x 1/2" MIP x 12"	25
C-GCY-581212MM-18	5/8" OD x 1/2" MIP x 1/2" MIP x 18"	25
C-GCY-581212MM-24	5/8" OD x 1/2" MIP x 1/2" MIP x 24"	25
C-GCY-581212MM-30	5/8" OD x 1/2" MIP x 1/2" MIP x 30"	25
C-GCY-581212MM-36	5/8" OD x 1/2" MIP x 1/2" MIP x 36"	25
C-GCY-581212MM-48	5/8" OD x 1/2" MIP x 1/2" MIP x 48"	25
C-GCY-581212MM-60	5/8" OD x 1/2" MIP x 1/2" MIP x 60"	25

\*May require extended lead times

ITEM #	STYLE	BOX QTY
<b>COATED 5/8" O.D. (1/2" I.D.) 1/2" FEMALE-FEMALE</b>		
C-GCY-581212FF-60	5/8" OD x 1/2" FIP x 1/2" FIP x 60"	25

ITEM #	STYLE	BOX QTY
<b>COATED 5/8" O.D. (1/2" I.D.) 1/2" MALE-FEMALE</b>		
C-GCY-581212MF-12*	5/8" OD x 1/2" MIP x 1/2" FIP x 12"	25
C-GCY-581212MF-18*	5/8" OD x 1/2" MIP x 1/2" FIP x 18"	25
C-GCY-581212MF-24	5/8" OD x 1/2" MIP x 1/2" FIP x 24"	25
C-GCY-581212MF-36	5/8" OD x 1/2" MIP x 1/2" FIP x 36"	25
C-GCY-581212MF-48*	5/8" OD x 1/2" MIP x 1/2" FIP x 48"	25
C-GCY-581212MF-60*	5/8" OD x 1/2" MIP x 1/2" FIP x 60"	25

\*May require extended lead times

ITEM #	STYLE	BOX QTY
<b>COATED 5/8" O.D. (1/2" I.D.) 1/2" MALE-FEMALE WITH VALVE</b>		
C-GCY-581212MF-12V	5/8" OD x 1/2" MIP x 1/2" FIP x 12" w/ Gas Shut-off Valve	25
C-GCY-581212MF-18V	5/8" OD x 1/2" MIP x 1/2" FIP x 18" w/ Gas Shut-off Valve	25
C-GCY-581212MF-24V	5/8" OD x 1/2" MIP x 1/2" FIP x 24" w/ Gas Shut-off Valve	25
C-GCY-581212MF-30V	5/8" OD x 1/2" MIP x 1/2" FIP x 30" w/ Gas Shut-off Valve	25

\*May require extended lead times

**COATED GAS CONNECTOR DESIGN COMPLIES WITH THE FOLLOWING STANDARDS:**

- ANSI Z21.24-2006/CSA 6.10-2006**  
Connectors for Gas Appliances
- ANSI Z21.24a-2009/CSA 6.10a-2009**  
Addenda A to Connectors for Gas Appliances
- ANSI Z2.175-2007/CSA 6.27-2007**  
Connectors for Outdoor Gas Appliances and Manufactured Homes
- ANSI Z21.75a-2009/CSA 6.27a-2009**  
Addenda A to Connectors for Outdoor Appliances and Manufactured Homes





# 5/8" OD continued

ITEM #	STYLE	BOX QTY
<b>COATED 5/8" O.D. (1/2" I.D.) 1/2" MALE-FEMALE WITH VALVE <i>continued</i></b>		
C-GCY-581212MF-36V	5/8" OD x 1/2" MIP x 1/2" FIP x 36" w/ Gas Shut-off Valve	25
C-GCY-581212MF-48V*	5/8" OD x 1/2" MIP x 1/2" FIP x 48" w/ Gas Shut-off Valve	25
C-GCY-581212MF-60V*	5/8" OD x 1/2" MIP x 1/2" FIP x 60" w/ Gas Shut-off Valve	25

<b>COATED 5/8" O.D. (1/2" I.D.) 1/2" MALE-3/4" MALE</b>		
C-GCY-581234MM-36	5/8" OD x 1/2" MIP x 3/4" FIP x 36"	25

<b>COATED 5/8" O.D. (1/2" I.D.) 1/2" MALE-3/4" FEMALE WITH VALVE</b>		
C-GCY-581234MF-18V*	5/8" OD x 1/2" MIP x 3/4" FIP x 18" w/ Gas Shut-off Valve	25
C-GCY-581234MF-24V*	5/8" OD x 1/2" MIP x 3/4" FIP x 24" w/ Gas Shut-off Valve	25
C-GCY-581234MF-30V*	5/8" OD x 1/2" MIP x 3/4" FIP x 30" w/ Gas Shut-off Valve	25
C-GCY-581234MF-36V*	5/8" OD x 1/2" MIP x 3/4" FIP x 36" w/ Gas Shut-off Valve	25
C-GCY-581234MF-48V*	5/8" OD x 1/2" MIP x 3/4" FIP x 48" w/ Gas Shut-off Valve	25

\*May require extended lead times

<b>COATED 5/8" O.D. (1/2" I.D.) 3/4" MALE-MALE</b>		
C-GCY-583434MM-24	5/8" OD x 3/4" MIP x 3/4" MIP x 24"	25
C-GCY-583434MM-48	5/8" OD x 3/4" MIP x 3/4" MIP x 48"	25

<b>COATED 5/8" O.D. (1/2" I.D.) 3/4" FEMALE-FEMALE</b>		
C-GCY-583434FF-24	5/8" OD x 3/4" FIP x 3/4" FIP x 24"	25
C-GCY-583434FF-36	5/8" OD x 3/4" FIP x 3/4" FIP x 36"	25
C-GCY-583434FF-48	5/8" OD x 3/4" FIP x 3/4" FIP x 48"	25

<b>COATED 5/8" O.D. (1/2" I.D.) 3/4" MALE-3/4" FEMALE WITH VALVE</b>		
C-GCY-583434MF-24V	5/8" OD x 3/4" MIP x 3/4" FIP x 24" w/ Gas Shut-off Valve	25
C-GCY-583434MF-36V	5/8" OD x 3/4" MIP x 3/4" FIP x 36" w/ Gas Shut-off Valve	25



# 1" OD

<b>COATED 1" O.D. (3/4" I.D.) 3/4" MALE-MALE</b>		
C-GCY-103434MM-18	1" OD x 3/4" MIP x 3/4" MIP x 18"	10

<b>COATED 1" O.D. (3/4" I.D.) 3/4" MALE-3/4" FEMALE</b>		
C-GCY-103434MF-24	1" OD x 3/4" MIP x 3/4" FIP x 24"	10
C-GCY-103434MF-36	1" OD x 3/4" MIP x 3/4" FIP x 36"	10
C-GCY-103434MF-48	1" OD x 3/4" MIP x 3/4" FIP x 48"	10
C-GCY-103434MF-60	1" OD x 3/4" MIP x 3/4" FIP x 60"	10

<b>COATED 1" O.D. (3/4" I.D.) 3/4" MALE-3/4" FEMALE WITH VALVE</b>		
C-GCY-103434MF-24V	1" OD x 3/4" MIP x 3/4" FIP x 24" w/ Gas Shut-off Valve	25
C-GCY-103434MF-36V	1" OD x 3/4" MIP x 3/4" FIP x 36" w/ Gas Shut-off Valve	25

# BLACK COATED GAS CONNECTORS



## 3/8" OD

ITEM #	STYLE	BOX QTY
<b>COATED 3/8" O.D. (1/4" I.D.) 3/8" MALE-1/2" FEMALE</b>		
C-GCB-383812MF-12	3/8" OD x 3/8" MIP x 1/2" FIP x 12"	25
C-GCB-383812MF-18	3/8" OD x 3/8" MIP x 1/2" FIP x 18"	25
C-GCB-383812MF-24	3/8" OD x 3/8" MIP x 1/2" FIP x 24"	25
C-GCB-383812MF-36	3/8" OD x 3/8" MIP x 1/2" FIP x 36"	25
C-GCB-383812MF-48	3/8" OD x 3/8" MIP x 1/2" FIP x 48"	25

Cambridge™ Black Coated Gas Connectors are composed of the same material as our uncoated gas connectors but includes an industry-standard black coating for added corrosion protection and low visibility. This gas connector is commonly used for installation of home appliances; including space heaters, fireplaces, and gas log sets. Cambridge™ Coated Gas Connectors are UL and CSA certified.

## 1/2" OD

ITEM #	STYLE	BOX QTY
<b>COATED 1/2" O.D. (3/8" I.D.) 3/8" MALE-3/8" FEMALE</b>		
C-GCB-123838MF-12	1/2" OD x 3/8" MIP x 3/8" FIP x 12"	25
C-GCB-123838MF-24	1/2" OD x 3/8" MIP x 3/8" FIP x 24"	25
C-GCB-123838MF-36	1/2" OD x 3/8" MIP x 3/8" FIP x 36"	25
<b>COATED 1/2" O.D. (3/8" I.D.) 1/2" MALE-1/2" FEMALE</b>		
C-GCB-121212MF-12	1/2" OD x 1/2" MIP x 1/2" FIP x 12"	25
C-GCB-121212MF-24	1/2" OD x 1/2" MIP x 1/2" FIP x 24"	25
C-GCB-121212MF-36	1/2" OD x 1/2" MIP x 1/2" FIP x 36"	25

## VALVES



Cambridge™ Gas Connector Valves are constructed for durable, long-lasting usage and performance and are tested to be 100% leak resistant. Cambridge™ Gas Connector Valves are CSA Design certified, ergonomically designed for ease-of-use, and easy to install.

## FITTINGS

Cambridge™ Gas Connector Fittings come in two different sizes in order to provide the correct gas tight fit. Cambridge™ Gas Connector Fittings are CSA certified, ergonomically designed for ease-of-use, and easy to install.

ITEM #	STYLE	BOX QTY
<b>GAS CONNECTOR VALVES</b>		
C-GC-1212FF-V	1/2" FIP x 1/2" FIP Gas Shut-off Valve	10
C-GC-3434FF-V	3/4" FIP x 3/4" FIP Gas Shut-off Valve	10
FIBV02	3/8" OD Flare x 1/2" FIP Gas Shut-off Valve	10
FIBV03	1/2" OD Flare x 1/2" FIP Gas Shut-off Valve	10
FIBV05*	15/16" OD Flare x 1/2" FIP Gas Shut-off Valve	10
FIBV08*	15/16" OD Flare x 3/4" FIP Gas Shut-off Valve	10

ITEM #	STYLE	BOX QTY
<b>GAS CONNECTOR FITTINGS</b>		
GCF-5812M-IT	5/8" OD FLARE x 1/2" MIP	10
GCF-5812F	5/8" OD FLARE x 1/2" FIP	10
GCF-5834M	5/8" OD FLARE x 3/4" MIP	10
GCF-1212F*	1/2" OD FLARE x 1/2" FIP	10
GCF-1212M	1/2" OD FLARE x 1/2" MIP	10

\*May require extended lead times

\*May require extended lead times

## GAS CONNECTOR KITS

C-GC-KIT-18

- Contents:
- (1) 5/8" OD x 1/2" MIP x 1/2" FIP x 18" Gas Connector
  - (1) 5/8" OD Flare x 1/2" MIP Fitting
  - (1) 1/2" FIP x 1/2" FIP Gas Shut-Off Valve

C-GC-KIT-36

- Contents:
- (1) 5/8" OD x 1/2" MIP x 1/2" FIP x 36" Gas Connector
  - (1) 5/8" OD Flare x 1/2" MIP Fitting
  - (1) 1/2" FIP x 1/2" FIP Gas Shut-Off Valve



# QUALITY STANDARDS

Cambridge is committed to **raising** the industry standard for **production, precision and quality**.

Every product manufactured by Cambridge Resources meets or **exceeds** its **industry standard**, and satisfies the rigorous **quality control** standards that industrial markets have come to **expect** from Coda Resources.

Our unique **Quality Assurance** and **Quality Control** process includes continuous product testing throughout the manufacturing process and ensures **comprehensive adherence** to all relevant **code compliances** and **certification requirements**.



---

---

---

---

---

---

---

---

---

---

---

---

---

---

---

---

---

---

---

---

---

---

**Cambridge Resources**

960 Alabama Avenue · Brooklyn, NY 11207

Phone: 718-927-0009

Toll Free: 877-922-2538

Fax: 718-485-4403

[www.CambridgeResources.com](http://www.CambridgeResources.com)

[info@cambridgeresources.com](mailto:info@cambridgeresources.com)