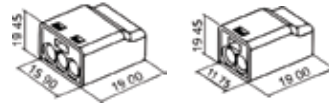




# WIRE CONNECTOR

## PUSH-IN WIRE CONNECTORS CPC-32, CPC-33

- Easily slide wire into hole and push in to connect
- Stays connected without twisting or crimping

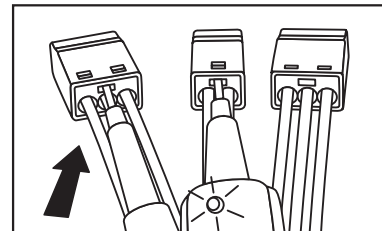
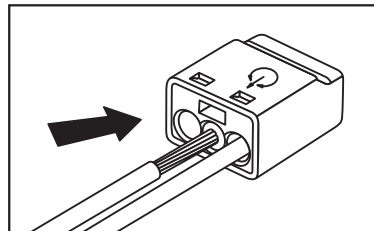
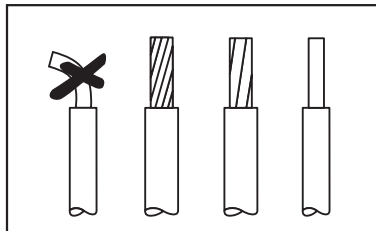


ITEM #	COLOR	PORT SIZE	BAG QTY	CASE QTY Total Bags	WIRE RANGE	VOLTAGE
WC13644   CPC-33	Orange	3-Port	10	120	22 - 12 AWG Sol/Str Cu	600
WC13645   CPC-32	Yellow	2-Port	10	120	22 - 12 AWG Sol/Str Cu	600
WC13646   CPC-33 CPC-32	Orange Yellow	3-Port 2-Port	10 10	120	22 - 12 AWG Sol/Str Cu	600
WC13647   CPC-32	Yellow	2-Port	20	120	22 - 12 AWG Sol/Str Cu	600

### Installation instructions:

1. Turn off power before installing or removing connectors.
2. Strip wires approximately 11mm/0.43 inches.
3. Do not twist stranded conductors.
4. Insert stripped conductor into connectors fully.
5. Test your connection through the slot with a voltage tester.

For One-time use only - Do not reuse



\*600V Max. building wiring, 1000V Max. in fixtures and signs

22-12 AWG, Sol. Cu

22 AWG, Str. Cu (7 strands or less)

20 AWG, Str. Cu (10 strands or less)

18 AWG, Str. Cu (16 strands or less)

16 AWG, Str. Cu (26 strands or less)

14 AWG, Str. Cu (19 strands or less)

12 AWG, Str. Cu (19 strands or less)

600 V

105°C

**premium.  
industrial.  
products.**